



Axial Met Polyester & Polypropylene Film Capacitor – JFG

JFGA: AXIAL LEAD, METALLIZED POLYESTER FILM – CYCLOIDAL

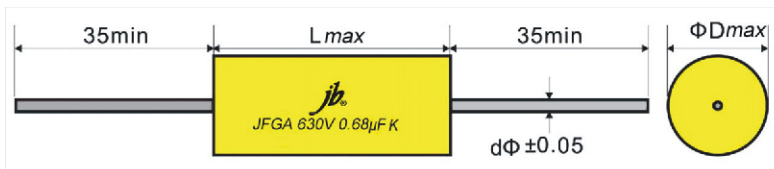
FEATURES

- JFGA is constructed with metallized polyester film as medium and electricode, wrapped and sealed with flame-retardant plastic and epoxy resin. With high reliability, high temperature-resistance, small volume, large capacity and good self-healing property.
- Mainly used in instruments and the DC & AC circuit of the household equipment and the fractional frequency circuit of acoustics system.

SPECIFICATIONS

- Operating Temperature: $-40^{\circ}\text{C} \sim +105^{\circ}\text{C}$
- Rated Voltage: 100V, 250V, 400V, 630V.DC
- Withstand Voltage: $1.6V_R$ 2s ($1.5V_R$ 5s)
- Capacitance Range: $0.033 \sim 68 \mu\text{F}$
- Capacitance Tolerance: $\pm 5\%$, $\pm 10\%$
- Insulation Resistance:
 - $C \leq 0.33 \mu\text{F}$ $V_R \leq 100\text{V}(10\text{V}) \geq 7500\text{M}\Omega$
 - $V_R > 100\text{V}$ $\geq 15000 \text{M}\Omega$
 - $C > 0.33 \mu\text{F}$ $V_R \leq 100\text{V}(10\text{V}) \geq 2500\text{S}$
 - $V_R > 100\text{V}$ $\geq 500\text{S}$
- Dissipation Factor:
 - $C < 1 \mu\text{F}$ ≤ 0.013 10KHz
 - $1 \mu\text{F} < C \leq 10 \mu\text{F}$ ≤ 0.008 1KHz
 - $C > 10 \mu\text{F}$ ≤ 0.010 1KHz

DRAWING



STANDARD SIZE

VDC Mfd		100VDC			250VDC			400VDC			630VDC		
		L	D	d	L	D	d	L	D	d	L	D	d
333	0.033	--	--	--	--	--	--	--	--	--	15.0	6.5	0.6
473	0.047	--	--	--	--	--	--	20.0	6.0	0.6	20.0	7.5	0.6
683	0.068	--	--	--	--	--	--	20.0	6.5	0.6	20.0	8.5	0.8
104	0.1	15.0	6.5	0.6	15.0	6.5	0.6	20.0	7.5	0.6	20.5	8.0	0.6
224	0.22	15.0	6.5	0.6	15.0	6.5	0.6	20.0	9.5	0.8	25.0	11.5	0.8
334	0.33	15.0	8.0	0.6	20.0	7.5	0.6	20.5	9.5	0.8	26.0	9.5	0.8
474	0.47	20.0	7.0	0.6	20.0	8.5	0.8	26.0	9.0	0.8	31.0	14.0	0.8
684	0.68	20.0	7.5	0.6	20.0	10.0	0.8	26.0	10.5	0.8	32.0	11.5	0.8
105	1.0	20.0	9.0	0.8	25.0	10.0	0.8	31.0	14.0	0.8	32.0	14.5	0.8
225	2.2	25.0	11.0	0.8	31.0	12.0	0.8	37.5	14.5	0.8	37.5	17.5	0.8
335	3.3	25.0	14.0	0.8	31.0	14.5	0.8	37.5	17.5	0.8	47.0	19.0	0.8
475	4.7	31.0	13.5	0.8	31.0	17.5	0.8	37.5	20.0	1.0	47.5	22.0	1.0
565	5.6	31.0	15.0	0.8	31.0	19.5	0.8	47.0	17.0	0.8	57.5	21.0	1.0
685	6.8	31.0	16.0	0.8	46.0	16.0	0.8	57.5	18.5	0.8	57.5	23.0	1.0
825	8.2	31.0	17.5	0.8	46.0	17.5	0.8	57.5	20.0	1.0	57.5	25.0	1.0
106	10.0	31.0	19.0	0.8	46.0	19.5	0.8	57.5	22.5	1.0	57.5	27.5	1.0
156	15.0	46.0	18.0	0.8	46.0	24.0	1.0	57.5	26.5	1.0	67.5	30.0	1.0
226	22.0	46.0	22.0	1.0	46.0	29.0	1.0	57.5	31.5	1.0	--	--	--
336	33.0	56.0	23.5	1.0	56.0	30.0	1.0	--	--	--	--	--	--
476	47.0	56.0	29.0	1.0	56.0	36.5	1.0	--	--	--	--	--	--
686	68.0	58.0	33.0	1.0	61.0	41.0	1.0	--	--	--	--	--	--

Please visit our website to get more update data, those data & specification are subject to change without notice.



Web-site: www.jbcapacitors.com
 E-mail: info@jbcapacitors.com
 Tel : (852)2790 5091
 Fax: (852)8169 8283



Axial Met Polyester & Polypropylene Film Capacitor – JFG

JFGB: AXIAL LEAD, METALLIZED POLYESTER FILM – FLAT OVAL SHAPE

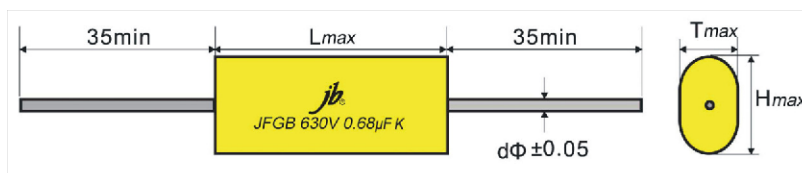
FEATURES

- JFGB is constructed with metallized polyester film as medium and electricode, wrapped and sealed with flame-retardant plastic and epoxy resin. With high reliability, high temperature-resistance, small volume, large capacity and good self-healing property.
- Mainly used in instruments and the DC & AC circuit of the household equipment and the fractional frequency circuit of acoustics system.

SPECIFICATIONS

- Operating Temperature: $-40^{\circ}\text{C} \sim +105^{\circ}\text{C}$
- Rated Voltage: 100V, 250V, 400V, 630V.DC
- Withstand Voltage: $1.6V_R$ 2s ($1.5V_R$ 5s)
- Capacitance Range: $0.01 \sim 68 \mu\text{F}$
- Capacitance Tolerance: $\pm 5\%$, $\pm 10\%$
- Insulation Resistance: $C \leq 0.33 \mu\text{F}$ $V_R \leq 100\text{V}(10\text{V}) \geq 7500\text{M}\Omega$
 $V_R > 100\text{V} \geq 15000 \text{M}\Omega$
- $C > 0.33 \mu\text{F}$ $V_R \leq 100\text{V}(10\text{V}) \geq 2500\text{S}$
 $V_R > 100\text{V} \geq 500\text{S}$
- Dissipation Factor: $C \leq 1 \mu\text{F}$ ≤ 0.013 10KHz
 $1 \mu\text{F} < C \leq 10 \mu\text{F}$ ≤ 0.008 1KHz
 $C > 10 \mu\text{F}$ ≤ 0.010 1KHz

DRAWING



STANDARD SIZE

VDC Mfd	100VDC				250VDC				400VDC				630VDC				
	L	T	H	d	L	T	H	d	L	T	H	d	L	T	H	d	
103	0.01	15.0	5.0	8.0	0.6	15.0	5.0	8.0	0.6	15.0	5.0	8.0	0.6	15.0	5.0	8.0	0.6
223	0.022	15.0	5.0	8.5	0.6	15.0	5.0	8.5	0.6	15.0	5.0	8.5	0.6	15.0	5.0	8.5	0.6
333	0.033	15.0	5.0	8.5	0.6	15.0	5.0	8.5	0.6	15.0	5.0	8.5	0.6	20.0	5.0	9.0	0.6
473	0.047	15.0	5.0	8.5	0.6	15.0	5.0	8.5	0.6	15.0	5.0	8.5	0.6	20.0	5.0	9.0	0.6
683	0.068	15.0	5.0	8.5	0.6	15.0	5.0	8.5	0.6	20.0	5.0	8.5	0.6	20.0	6.0	11.0	0.6
104	0.1	15.0	5.0	8.5	0.6	15.0	5.0	8.5	0.6	20.0	5.0	8.5	0.6	15.5	7.0	10.5	0.6
224	0.22	15.0	5.0	8.5	0.6	20.0	5.0	9.0	0.6	15.5	7.5	11.5	0.6	20.5	7.5	11.5	0.6
334	0.33	15.0	5.0	9.0	0.6	15.5	7.0	11.0	0.6	20.5	6.5	11.5	0.6	20.5	8.0	14.5	0.6
474	0.47	15.5	6.0	10.0	0.6	15.5	8.5	13.0	0.8	26.0	6.5	11.0	0.6	26.0	7.5	15.5	0.6
684	0.68	20.0	5.0	9.0	0.6	20.5	7.5	12.0	0.6	26.0	7.5	12.5	0.6	32.0	8.0	16.0	0.6
105	1.0	20.0	7.0	11.0	0.6	25.0	7.0	12.0	0.6	32.0	7.5	14.0	0.6	32.0	9.5	18.5	0.8
225	2.2	25.0	8.0	12.0	0.6	26.0	11.5	15.5	0.8	37.5	10.5	17.0	0.8	37.5	13.5	21.5	1.0
335	3.3	25.0	9.5	16.0	0.8	26.0	14.0	18.5	0.8	37.5	13.0	20.5	1.0	47.5	17.0	26.5	1.0
405	4.0	31.0	8.0	15.0	0.6	32.0	13.5	18.0	0.8	37.5	14.0	22.0	1.0	47.5	15.5	23.5	1.0
475	4.7	31.0	9.0	15.5	0.8	32.0	13.5	19.5	0.8	37.5	15.0	24.5	1.0	47.5	17.5	25.0	1.0
565	5.6	31.0	10.0	17.0	0.8	32.0	15.0	21.0	1.0	47.5	13.5	23.0	1.0	57.5	16.5	24.5	1.0
685	6.8	31.0	11.0	18.5	0.8	37.5	14.0	22.0	1.0	57.5	13.0	22.5	1.0	57.5	18.5	26.5	1.0
825	8.2	31.0	12.5	19.0	0.8	37.5	15.5	23.5	1.0	57.5	14.5	24.0	1.0	57.5	20.5	28.5	1.0
106	10.0	31.0	14.5	21.0	1.0	37.5	16.5	26.5	1.0	57.5	16.0	27.0	1.0	57.5	23.0	30.5	1.0
156	15.0	46.0	15.0	22.0	1.0	47.5	17.5	27.0	1.0	57.5	20.0	31.0	1.0	67.5	22.5	33.5	1.0
226	22.0	46.0	17.5	25.0	1.0	47.5	21.0	32.5	1.0	67.5	22.0	33.0	1.0	--	--	--	--
336	33.0	56.0	19.0	27.0	1.0	57.5	23.5	34.5	1.0	--	--	--	--	--	--	--	--
476	47.0	56.0	24.5	31.0	1.0	56.0	32.0	39.0	1.0	--	--	--	--	--	--	--	--
686	68.0	56.0	29.0	35.0	1.0	61.0	37.5	45.0	1.0	--	--	--	--	--	--	--	--

Please visit our website to get more update data, those data & specification are subject to change without notice.



Web-site: www.jbcapacitors.com

E-mail: info@jbcapacitors.com

Tel : (852)2790 5091

Fax: (852)8169 8283



Axial Met Polyester & Polypropylene Film Capacitor – JFG

JFGC: AXIAL LEAD, METALLIZED POLYPROPYLENE FILM - CYCLOIDAL

FEATURES

- JFGC is constructed with metallized polypropylene film as medium and electricode, wrapped and sealed with flame-retardant plastic and epoxy resin. With high reliability, high temperature-resistance, small volume, large capacity and good self-healing property.
- Mainly used in instruments and the DC & AC circuit of the household equipment and the fractional frequency circuit of acoustics system.

SPECIFICATIONS

- Operating Temperature: $-55^{\circ}\text{C} \sim +100^{\circ}\text{C}$
- Rated Voltage: 250V, 400V, 630V, 1000V, 1250V.DC
- Withstand Voltage: $1.7V_R$ 2s ($1.5V_R$ 5s)
- Capacitance Range: $0.047 \sim 56 \mu\text{F}$
- Capacitance Tolerance: $\pm 5\%$, $\pm 10\%$
- Insulation Resistance: $C \leq 0.33 \mu\text{F} \geq 50000\text{M}\Omega$
 $C > 0.33 \mu\text{F} \geq 15000\text{S}$
- Dissipation Factor:

$C < 0.1 \mu\text{F}$	≤ 0.0015	10KHz
$0.1 \mu\text{F} < C \leq 1 \mu\text{F}$	≤ 0.0020	10KHz
$1 \mu\text{F} < C \leq 4.7 \mu\text{F}$	≤ 0.0030	10KHz
$C > 4.7 \mu\text{F}$	≤ 0.0015	1KHz

DRAWING



STANDARD SIZE

VDC Mfd		250VDC			400VDC			630VDC			1000VDC			1250VDC		
		L	D	d	L	D	d	L	D	d	L	D	d	L	D	d
473	0.047	15.0	7.0	0.6	15.0	7.0	0.6	15.5	8.0	0.8	20.5	9.0	0.8	26.0	9.0	0.8
683	0.068	15.0	7.5	0.6	20.0	10.5	0.8	15.5	9.0	0.8	26.0	9.0	0.8	26.0	10.5	0.8
104	0.1	15.0	6.0	0.6	15.5	7.0	0.8	25.0	10.0	0.8	26.0	10.0	0.8	32.0	11.5	0.8
224	0.22	15.5	8.0	0.6	15.5	9.0	0.8	20.5	12.0	0.8	26.0	14.0	0.8	32.0	15.5	0.8
334	0.33	20.5	7.5	0.6	20.5	8.5	0.8	26.0	12.0	0.8	32.0	15.0	0.8	37.0	16.5	0.8
474	0.47	29.0	8.5	0.8	20.5	9.5	0.8	26.0	13.5	0.8	37.0	16.0	0.8	37.0	19.0	0.8
684	0.68	20.5	10.0	0.8	26.0	10.0	0.8	26.0	16.0	0.8	37.0	18.5	0.8	48.0	20.0	1.0
105	1.0	20.5	12.0	0.8	26.0	12.0	0.8	32.0	16.5	0.8	48.0	19.0	0.8	48.0	23.5	1.0
225	2.2	26.0	14.5	0.8	32.0	14.5	0.8	37.0	21.5	1.0	58.0	24.5	1.0	58.0	30.0	1.0
335	3.3	26.0	17.0	0.8	32.0	17.5	0.8	37.0	26.0	1.0	58.0	29.0	1.0	68.0	33.5	1.0
405	4.0	26.0	18.5	0.8	37.0	17.0	0.8	48.0	24.5	1.0	68.0	29.0	1.0	--	--	--
475	4.7	32.0	17.5	0.8	37.0	18.5	0.8	48.0	26.5	1.0	68.0	31.5	1.0	--	--	--
565	5.6	37.0	17.0	0.8	37.0	20.0	1.0	58.0	25.5	1.0	68.0	34.5	1.0	--	--	--
685	6.8	37.0	18.5	0.8	48.0	19.0	0.8	58.0	28.0	1.0	--	--	--	--	--	--
825	8.2	48.0	17.5	0.8	48.0	20.5	1.0	68.0	27.5	1.0	--	--	--	--	--	--
106	10.0	48.0	19.0	0.8	48.0	23.0	1.0	68.0	30.5	1.0	--	--	--	--	--	--
156	15.0	58.0	20.5	1.0	58.0	24.5	1.0	--	--	--	--	--	--	--	--	--
226	22.0	58.0	25.0	1.0	58.0	29.0	1.0	--	--	--	--	--	--	--	--	--
306	30.0	58.0	29.0	1.0	68.0	30.5	1.0	--	--	--	--	--	--	--	--	--
336	33.0	68.0	27.5	1.0	68.0	32.5	1.0	--	--	--	--	--	--	--	--	--
396	39.0	68.0	29.5	1.0	68.0	35.0	1.0	--	--	--	--	--	--	--	--	--
476	47.0	68.0	33.0	1.0	--	--	--	--	--	--	--	--	--	--	--	--
566	56.0	68.0	35.5	1.0	--	--	--	--	--	--	--	--	--	--	--	--

Please visit our website to get more update data, those data & specification are subject to change without notice.



Web-site: www.jbcapacitors.com
 E-mail: info@jbcapacitors.com
 Tel : (852)2790 5091
 Fax: (852)8169 8283



Axial Met Polyester & Polypropylene Film Capacitor – JFG

JFGD: AXIAL LEAD, METALLIZED POLYPROPYLENE FILM – FLAT OVAL SHAPE

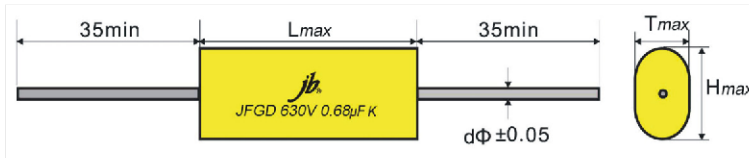
■ FEATURES

- JFGD is constructed with metallized polypropylene film as medium and electricode, wrapped and sealed with flame-retardant plastic and epoxy resin. With high reliability, high temperature-resistance, small volume, large capacity and good self-healing property.
- Mainly used in instruments and the DC & AC circuit of the household equipment and the fractional frequency circuit of acoustics system.

■ SPECIFICATIONS

- Operating Temperature -55°C ~ +100°C
- Rated Voltage 250V, 400V, 630V, 1000V, 1250V.DC
- Withstand Voltage 1.7V_R 2s (1.5V_R 5s)
- Capacitance Range 0.022 ~ 47 μF
- Capacitance Tolerance ±5%, ±10%
- Insulation Resistance C≤0.33 μF ≥50000MΩ
C>0.33 μF ≥1500S
- Dissipation Factor C≤0.1 μF ≤0.0015 10KHz
0.1 μF < C ≤ 1 μF ≤0.0020 10KHz
1 μF < C ≤ 4.7 μF ≤0.0030 10KHz
C > 4.7 μF ≤0.0015 1KHz

■ DRAWING



■ STANDARD SIZE

VDC Mfd	250VDC				400VDC				630VDC				1000VDC				1250VDC				
	L	T	H	d	L	T	H	d	L	T	H	d	L	T	H	d	L	T	H	d	
223	0.022	--	--	--	--	--	--	--	--	--	--	--	--	--	--	--	15.5	7.5	10.5	0.6	
333	0.033	--	--	--	--	--	--	--	--	--	--	--	--	15.5	7.0	10	0.6	20.5	6.5	9.5	0.6
473	0.047	--	--	--	--	--	--	--	--	--	--	--	--	15.5	8.5	12	0.8	20.5	7.5	12	0.6
683	0.068	--	--	--	--	--	--	--	--	--	--	--	--	20.5	7.0	11.5	0.6	26	7.0	13	0.6
104	0.1	15	5.0	8.0	0.6	20	7.0	10.5	0.6	25	6.5	13	0.6	26	7.0	11.5	0.6	26	8.5	14.5	0.8
224	0.22	20	5.0	9.0	0.6	15.5	6.5	10.5	0.6	15.5	12.0	16	0.8	26	10.0	16	0.8	32	10.5	18	0.8
334	0.33	15.5	7.0	10.5	0.6	15.5	8.0	12.5	0.6	20.5	10.5	15	0.8	32	10.0	17.5	0.8	37.5	11.5	20	0.8
474	0.47	15.5	8.5	12.5	0.8	20.5	7.0	11.5	0.6	20.5	13.0	17	0.8	37.5	10.5	19.5	0.8	47.5	10.5	21	0.8
684	0.68	20.5	6.8	12.0	0.6	20.5	9.0	13.0	0.8	26	12.0	18	0.8	47.5	10.0	20.5	0.8	57.5	11.5	23.5	0.8
105	1.0	20.5	8.5	13.5	0.8	26	9.0	13.0	0.8	26	15.0	20.5	1.0	57.5	10.5	23	0.8	67.5	12.5	25	1.0
225	2.2	31	11.0	17.5	0.8	32	11.5	16.0	0.8	32	18.5	26.5	1.0	67.5	15.5	27.5	1.0	67.5	20.0	32.5	1.0
335	3.3	32	11.5	17.5	0.8	32	13.5	19.5	0.8	32	23.0	32.5	1.0	67.5	19.5	31.5	1.0	67.5	20.0	32.5	1.0
475	4.7	31	16.5	22.5	1.0	37.5	14.5	20.5	1.0	37.5	24.0	35	1.0	67.5	24.0	36.5	1.0	--	--	--	--
565	5.6	37.5	13.0	20.5	1.0	47.5	13.5	19.5	0.8	47.5	21.0	34	1.0	--	--	--	--	--	--	--	--
685	6.8	47.5	11.0	20.5	0.8	47.5	14.0	22.5	1.0	57.5	20.5	33.5	1.0	--	--	--	--	--	--	--	--
825	8.2	47.5	12.5	22.0	1.0	57.5	14.0	22.0	1.0	57.5	23.0	35.5	1.0	--	--	--	--	--	--	--	--
106	10.0	47.5	14.0	23.5	1.0	57.5	14.5	24.5	1.0	67.5	23.0	35.5	1.0	--	--	--	--	--	--	--	--
156	15.0	57.5	14.5	26.0	1.0	67.5	16.0	27.0	1.0	--	--	--	--	--	--	--	--	--	--	--	--
226	22.0	57.5	18.5	29.5	1.0	67.5	19.0	32.5	1.0	--	--	--	--	--	--	--	--	--	--	--	--
306	30.0	67.5	19.0	32.0	1.0	67.5	23.5	36.0	1.0	--	--	--	--	--	--	--	--	--	--	--	--
336	33.0	67.5	20.0	33.5	1.0	67.5	24.5	37.5	1.0	--	--	--	--	--	--	--	--	--	--	--	--
476	47.0	67.5	25.0	38.0	1.0	--	--	--	--	--	--	--	--	--	--	--	--	--	--	--	--

Please visit our website to get more update data, those data & specification are subject to change without notice.



Web-site: www.jbcapacitors.com

E-mail: info@jbcapacitors.com

Tel : (852)2790 5091

Fax: (852)8169 8283