

Slide DIP Switch (SMT)

A6SN

Knife-edge Structure with High Contact Pressure Mechanism Assures High reliability

- Knife-edge structure enables washing without seal.
- Embossed tapping models available for automatic mounting.
- Improved solder heat resistance (reflow peak solder temperature: 260 °C).



RoHS Compliant





NEW

■ List of Models

Tube packaging type

Type and color of actuator		Flat actuator (white)	Raised actuator (white)
No. of poles	Quantity per tube		
1	100	A6SN-1101	A6SN-1104
2	60	A6SN-2101	A6SN-2104
3	45	A6SN-3101	A6SN-3104
4	35	A6SN-4101	A6SN-4104
5	30	A6SN-5101	A6SN-5104
6	25	A6SN-6101	A6SN-6104
7	20	A6SN-7101	A6SN-7104
8	20	A6SN-8101	A6SN-8104
9	15	A6SN-9101	A6SN-9104
10	15	A6SN-0101	A6SN-0104

Embossed tapping type

Type and color of actuator		Flat actuator (white)	Raised actuator (white)
No. of poles	Quantity per reel		
2	750	A6SN-2101-P	A6SN-2104-P
3		A6SN-3101-P	A6SN-3104-P
4		A6SN-4101-P	A6SN-4104-P
5		A6SN-5101-P	A6SN-5104-P
6		A6SN-6101-P	A6SN-6104-P
7		A6SN-7101-P	A6SN-7104-P
8		A6SN-8101-P	A6SN-8104-P
9		A6SN-9101-P	A6SN-9104-P
10		A6SN-0101-P	A6SN-0104-P
			700

- Note:**
1. Seal tape models available for flat actuator.
 2. Order in multiples of the package quantity.

■ Ratings/Characteristics

Ratings	25 mA at 24 VDC, 10 μA (minimum current) at 3.5 VDC	
Ambient operating temperature	-30 to +85 °C at 60% max. (with no icing or condensation)	
Ambient operating humidity	35% to 95% (at +5 to +35 °C)	
Insulation resistance	100 MΩ min. (at 100 VDC)	
Contact resistance	200 mΩ max. (initial value)	
Dielectric strength	Between terminals	300 VAC for 1 min
Vibration resistance	Malfunction	10 to 55 Hz, 1.5-mm double amplitude
Shock resistance	Malfunction	490 m/s ² min.
Durability	Electrical	1,000 operations min.
Operating force	0.98 to 7.9 N {100 to 806 gf}	
Weight	0.3 g (2 poles) 0.55 g (4 poles) 0.8 g (6 poles) 1.05 g (8 poles) 1.3 g (10 poles)	

■ Dimensions (Unit: mm)

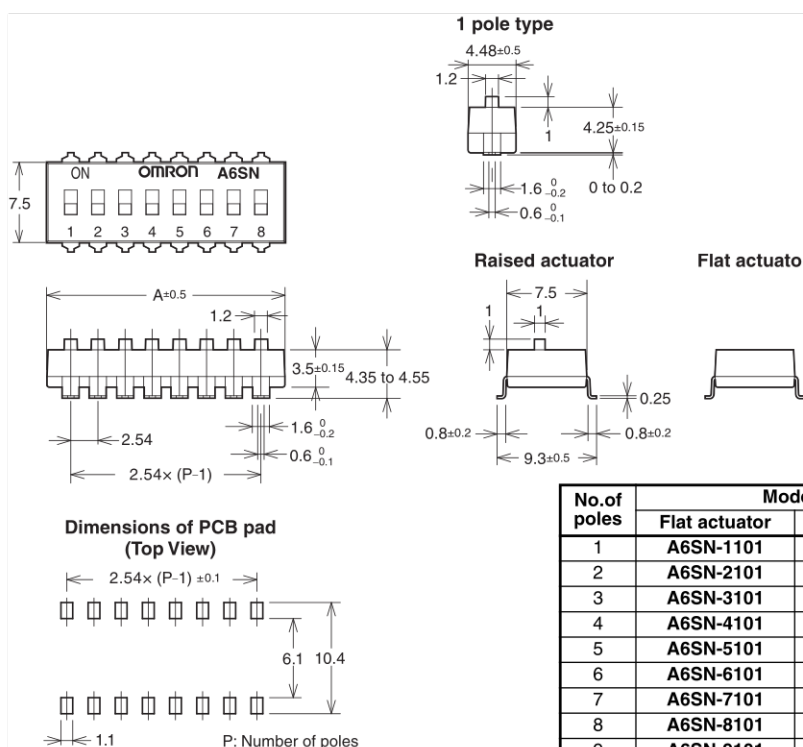
Flat actuator

A6SN-□101
A6SN-□101-P



Raised actuator

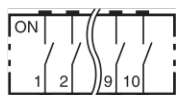
A6SN-□104
A6SN-□104-P



No. of poles	Models		A
	Flat actuator	Raised actuator	
1	A6SN-1101	A6SN-1104	4.48
2	A6SN-2101	A6SN-2104	7.0
3	A6SN-3101	A6SN-3104	9.6
4	A6SN-4101	A6SN-4104	12.1
5	A6SN-5101	A6SN-5104	14.6
6	A6SN-6101	A6SN-6104	17.2
7	A6SN-7101	A6SN-7104	19.7
8	A6SN-8101	A6SN-8104	22.3
9	A6SN-9101	A6SN-9104	24.8
10	A6SN-0101	A6SN-0104	27.3

■ Internal Connections

Contact Form (Top View)



■ Precautions

Be sure to read the Safety precautions common to all DIP Switches for correct use.

- Application examples provided in this document are for reference only. In actual applications, confirm equipment functions and safety before using the product.
- Consult your OMRON representative before using the product under conditions which are not described in the manual or applying the product to nuclear control systems, railroad systems, aviation systems, vehicles, combustion systems, medical equipment, amusement machines, safety equipment, and other systems or equipment that may have a serious influence on lives and property if used improperly. Make sure that the ratings and performance characteristics of the product provide a margin of safety for the system or equipment, and be sure to provide the system or equipment with double safety mechanisms.

Note: Do not use this document to operate the Unit.

OMRON Corporation
ELECTRONIC AND MECHANICAL COMPONENTS COMPANY

Contact: www.omron.com/ecb

Cat. No. A193-E1-03
0812(0207)(O)