

# NPN Epitaxial Silicon Transistor

## KSC2690A

### Features

- Complement to KSA1220A
- This is a Pb-Free Device

### Applications


- Audio Frequency
- High Frequency Power Amplifier

### ABSOLUTE MAXIMUM RATINGS (T<sub>C</sub> = 25°C unless otherwise noted)

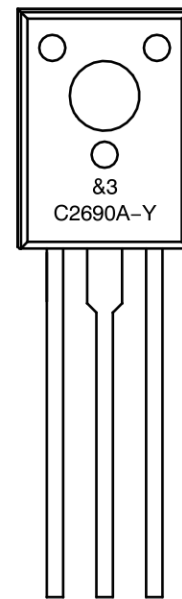
Symbol	Parameter	Ratings	Units
V <sub>CBO</sub>	Collector-Base Voltage	160	V
V <sub>CEO</sub>	Collector-Emitter Voltage	160	V
V <sub>EBO</sub>	Emitter-Base Voltage	5	V
I <sub>C</sub>	Collector Current (DC)	1.2	A
I <sub>CP</sub>	Collector Current (Pulse) *	2.5	A
I <sub>B</sub>	Base Current (DC)	0.3	A
P <sub>C</sub>	Collector Dissipation, T <sub>A</sub> = 25°C T <sub>C</sub> = 25°C	1.2 20	W
T <sub>J</sub>	Junction Temperature	150	°C
T <sub>STG</sub>	Storage Temperature	-55 ~ 150	°C

Stresses exceeding those listed in the Maximum Ratings table may damage the device. If any of these limits are exceeded, device functionality should not be assumed, damage may occur and reliability may be affected.

\*PW ≤ 10 ms, Duty Cycle ≤ 50%



### MARKING DIAGRAM



&3 = 3-Digit Date Code  
C2690A-Y = Specific Device Code

### ORDERING INFORMATION

Device	Package	Shipping
KSC2690AYS	TO-126-3LD (Pb-Free)	2000 Units / Bulk Bag
KSC2690AYSTU	TO-126-3LD (Pb-Free)	1920 Units / Tube

# KSC2690A

## ELECTRICAL CHARACTERISTICS (T<sub>C</sub> = 25°C unless otherwise noted)

Symbol	Characteristic	Test Condition	Min	Typ	Max	Unit
I <sub>CBO</sub>	Collector Cut-off Current	V <sub>CB</sub> = 120 V, I <sub>E</sub> = 0			1	μA
I <sub>EBO</sub>	Emitter Cut-off Current	V <sub>EB</sub> = 3 V, I <sub>C</sub> = 0			1	μA
h <sub>FE1</sub> h <sub>FE2</sub>	DC Current Gain*	V <sub>CE</sub> = 5 V, I <sub>C</sub> = 5 mA V <sub>CE</sub> = 5 V, I <sub>C</sub> = 0.3 A	35 60	105 140	320	
V <sub>CE(sat)</sub>	Collector-Emitter Saturation Voltage*	I <sub>C</sub> = 1 A, I <sub>B</sub> = 0.2 A		0.4	0.7	V
V <sub>BE(sat)</sub>	Base-Emitter Saturation Voltage*	I <sub>C</sub> = 1 A, I <sub>B</sub> = 0.2 A		1	1.3	V
f <sub>T</sub>	Current Gain Bandwidth Product	V <sub>CE</sub> = 5 V, I <sub>C</sub> = 0.2 A		155		MHz
C <sub>ob</sub>	Output Capacitance	V <sub>CB</sub> = 10 V, I <sub>E</sub> = 0, f = 1 MHz		19		pF

Product parametric performance is indicated in the Electrical Characteristics for the listed test conditions, unless otherwise noted. Product performance may not be indicated by the Electrical Characteristics if operated under different conditions.

\*Pulse Test: PW ≤ 350 μs, Duty Cycle ≤ 2% Pulsed

## h<sub>FE</sub> CLASSIFICATION

Classification	R	O	Y
h <sub>FE2</sub>	60 ~ 120	100 ~ 200	160 ~ 320

TYPICAL CHARACTERISTICS

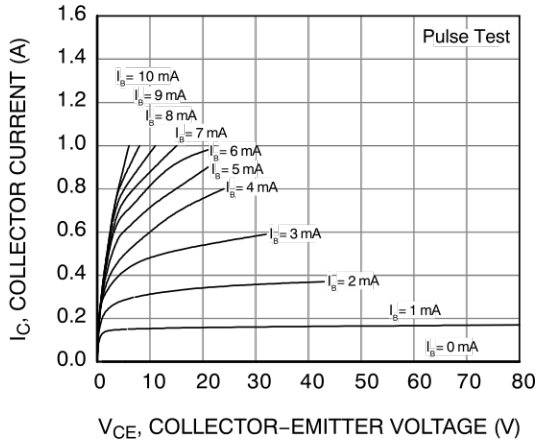


Figure 1. Static Characteristic

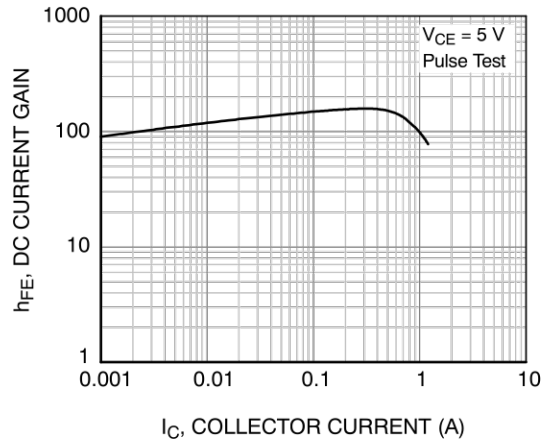


Figure 2. DC Current Gain

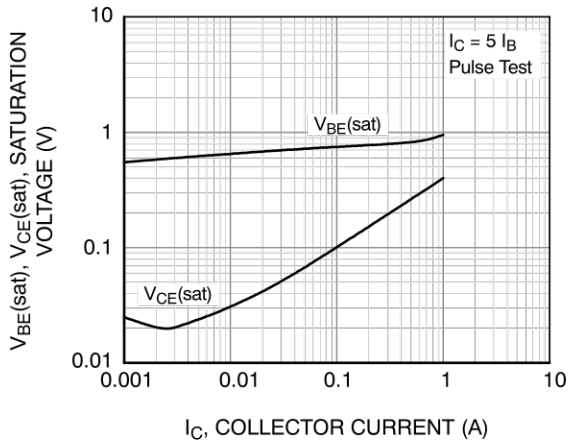


Figure 3. Collector-Emitter Saturation Voltage  
Base-Emitter Saturation Voltage

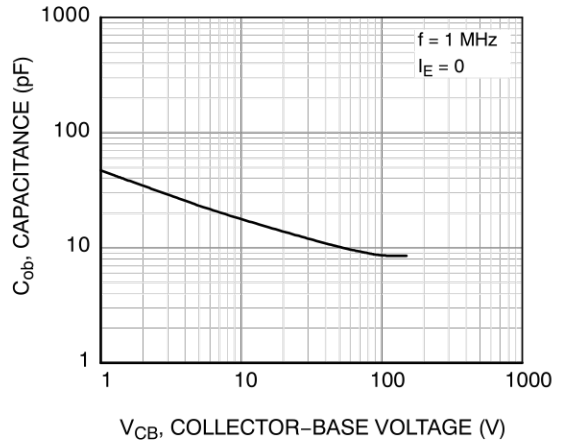


Figure 4. Collector Output Capacitance

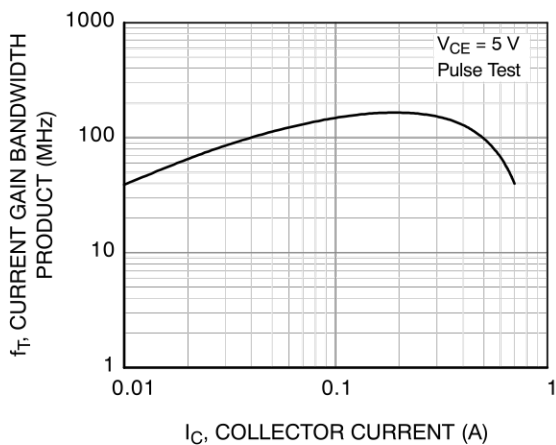


Figure 5. Current Gain Bandwidth Product

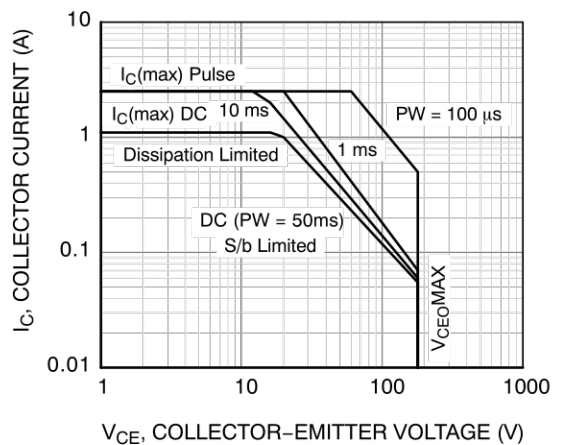


Figure 6. Safe Operating Area

TYPICAL CHARACTERISTICS (Continued)

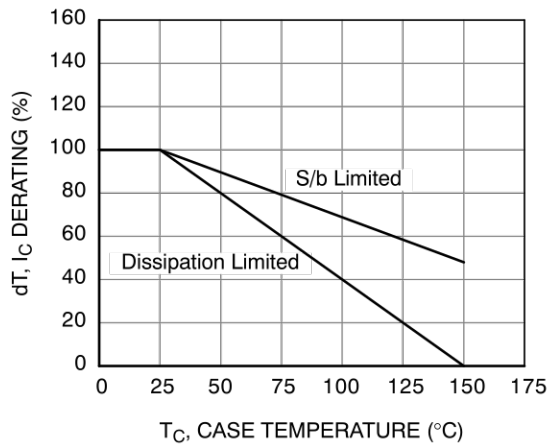


Figure 7. Derating Curve of Safe Operating Areas

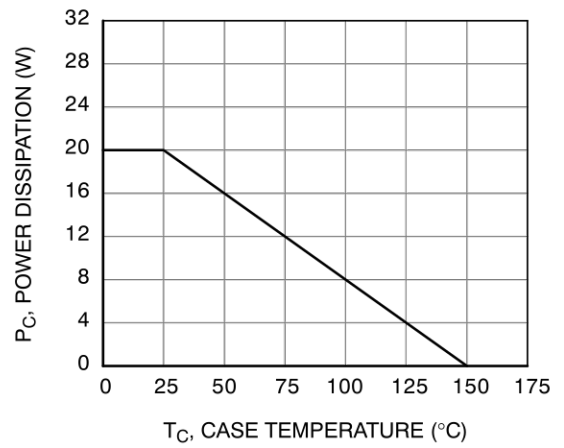


Figure 8. Power Derating



**onsemi**, **Onsemi**, and other names, marks, and brands are registered and/or common law trademarks of Semiconductor Components Industries, LLC dba "**onsemi**" or its affiliates and/or subsidiaries in the United States and/or other countries. **onsemi** owns the rights to a number of patents, trademarks, copyrights, trade secrets, and other intellectual property. A listing of **onsemi**'s product/patent coverage may be accessed at [www.onsemi.com/site/pdf/Patent-Marking.pdf](http://www.onsemi.com/site/pdf/Patent-Marking.pdf). **onsemi** reserves the right to make changes at any time to any products or information herein, without notice. The information herein is provided "as-is" and **onsemi** makes no warranty, representation or guarantee regarding the accuracy of the information, product features, availability, functionality, or suitability of its products for any particular purpose, nor does **onsemi** assume any liability arising out of the application or use of any product or circuit, and specifically disclaims any and all liability, including without limitation special, consequential or incidental damages. Buyer is responsible for its products and applications using **onsemi** products, including compliance with all laws, regulations and safety requirements or standards, regardless of any support or applications information provided by **onsemi**. "Typical" parameters which may be provided in **onsemi** data sheets and/or specifications can and do vary in different applications and actual performance may vary over time. All operating parameters, including "Typicals" must be validated for each customer application by customer's technical experts. **onsemi** does not convey any license under any of its intellectual property rights nor the rights of others. **onsemi** products are not designed, intended, or authorized for use as a critical component in life support systems or any FDA Class 3 medical devices or medical devices with a same or similar classification in a foreign jurisdiction or any devices intended for implantation in the human body. Should Buyer purchase or use **onsemi** products for any such unintended or unauthorized application, Buyer shall indemnify and hold **onsemi** and its officers, employees, subsidiaries, affiliates, and distributors harmless against all claims, costs, damages, and expenses, and reasonable attorney fees arising out of, directly or indirectly, any claim of personal injury or death associated with such unintended or unauthorized use, even if such claim alleges that **onsemi** was negligent regarding the design or manufacture of the part. **onsemi** is an Equal Opportunity/Affirmative Action Employer. This literature is subject to all applicable copyright laws and is not for resale in any manner.

## ADDITIONAL INFORMATION

### TECHNICAL PUBLICATIONS:

Technical Library: [www.onsemi.com/design/resources/technical-documentation](http://www.onsemi.com/design/resources/technical-documentation)  
onsemi Website: [www.onsemi.com](http://www.onsemi.com)

### ONLINE SUPPORT: [www.onsemi.com/support](http://www.onsemi.com/support)

For additional information, please contact your local Sales Representative at [www.onsemi.com/support/sales](http://www.onsemi.com/support/sales)

