

Metallized Polypropylene Film Capacitor

Series : **ECWFE**

UP GRADE

Non-inductive construction using metallized Polypropylene film with flame retardant plastic case.



Features

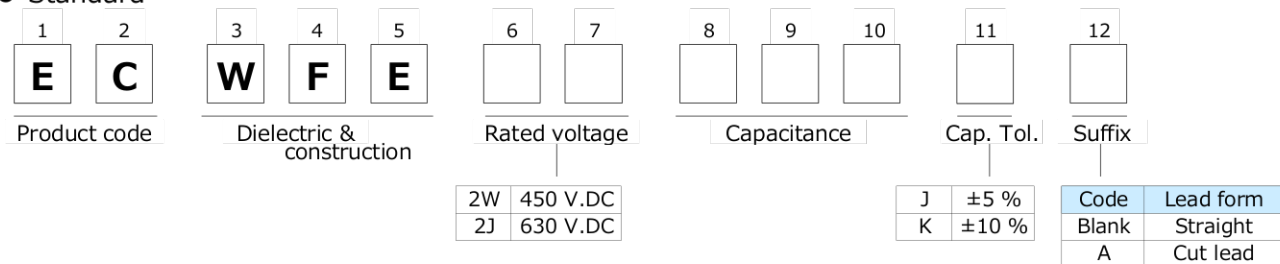
- Small size
- Excellent frequency characteristics
- Low loss
- Flame retardant plastic case and non-combustible resin
- Low hum sound noise
- RoHS compliant

Recommended applications

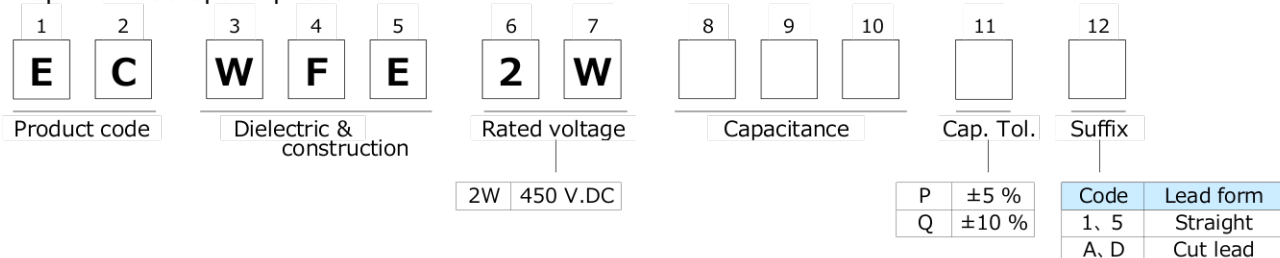
- Active filter circuit
- High frequency circuit

Explanation of part number

● Standard



● Special lead space product

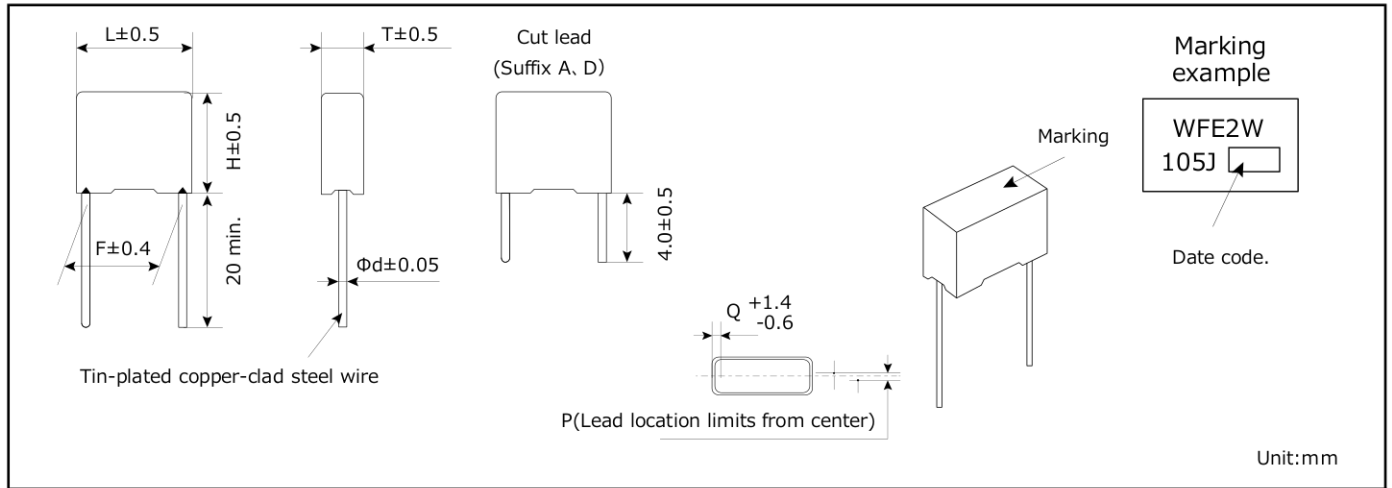


Specifications

Category temp. range (Including temperature-rise on unit surface)	-40 °C to +105 °C	
Rated voltage	450 V.DC	Peak to peak voltage applied on the capacitor should be less than 240 Vp-p, and zero to peak voltage should be less than 450 Vo-p. (Derating of rated voltage by 1.25 %/°C at more than 85 °C)
	630 V.DC	Peak to peak voltage applied on the capacitor should be less than 400 Vp-p, and zero to peak voltage should be less than 630 Vo-p. (Derating of rated voltage by 1.0%/°C at more than 85 °C)
Capacitance range	450 V.DC	0.1 μF to 4.7 μF
	630 V.DC	0.1 μF to 2.2 μF
Capacitance tolerance	±5% (J), ±10 % (K)	
Dissipation factor (tan δ)	tan δ ≤ 0.1 % (20 °C, 1 kHz)	
Withstand voltage	Between terminals : Rated voltage (V.DC)×150 % 60 s	
Insulation resistance (IR)	450 V.DC	C ≤ 0.33 μF : IR ≥ 30,000 MΩ (20 °C, 100 V.DC, 60 s) C > 0.33 μF : IR ≥ 10,000 MΩ·μF (20 °C, 100 V.DC, 60 s)
	630 V.DC	C ≤ 0.33 μF : IR ≥ 9,000 MΩ (20 °C, 500 V.DC, 60 s) C > 0.33 μF : IR ≥ 3,000 MΩ·μF (20 °C, 500 V.DC, 60 s)

* In case of applying voltage in alternating current (50 Hz or 60 Hz sine wave) to a capacitor with DC rated voltage, please refer to the page of "Permissible voltage (R.M.S) in alternating current corresponding to DC rated voltage".

Dimensions



Rating · Dimensions

- Rated voltage : 450 V.DC, Capacitance tolerance : ±5 % (J), ±10 % (K)

Part No.	Cap. (μF)	Dimensions (mm)							Min. order q'ty	
		L	T	H	F	Φd	P	Q	Straight	Cut lead
ECWFE2W104□ ()	0.10	13.0	5.0	10.5	10.0	0.6	0±0.8	1.5	1000	1000
NEW ECWFE2W104P ()	0.10	17.5	5.0	10.5	15.0	0.6	0±0.8	1.25		
NEW ECWFE2W104Q ()										
ECWFE2W154□ ()	0.15	13.0	5.0	10.5	10.0	0.6	0±0.8	1.5		
NEW ECWFE2W154P ()	0.15	17.5	5.0	10.5	15.0	0.6	0±0.8	1.25		
NEW ECWFE2W154Q ()										
ECWFE2W224□ ()	0.22	13.0	6.0	12.0	10.0	0.6	0±0.8	1.5		
NEW ECWFE2W224P ()	0.22	17.5	5.0	10.5	15.0	0.6	0±0.8	1.25		
NEW ECWFE2W224Q ()										
ECWFE2W334□ ()	0.33	13.0	6.0	12.0	10.0	0.6	0±0.8	1.5		
NEW ECWFE2W334P ()	0.33	17.5	5.0	10.5	15.0	0.6	0±0.8	1.25		
NEW ECWFE2W334Q ()										
ECWFE2W474P ()	0.47	13.0	7.0	12.5	10.0	0.6	0±0.8	1.5		
ECWFE2W474Q ()										
ECWFE2W474□ ()	0.47	17.5	6.0	11.5	15.0	0.8	0±0.8	1.3		
ECWFE2W684□ ()	0.68	17.5	7.0	12.5	15.0	0.8	0±0.8	1.3		
ECWFE2W105□ ()	1.0	17.5	7.0	12.5	15.0	0.8	0±0.8	1.3		
ECWFE2W155□ ()	1.5	17.5	10.0	15.5	15.0	0.8	0±0.8	1.3		
ECWFE2W225□ ()	2.2	17.5	10.0	15.5	15.0	0.8	0±0.8	1.3		
ECWFE2W335□ ()	3.3	26.0	10.0	17.0	22.5	0.8	0±0.8	1.8	500	300
ECWFE2W475□ ()	4.7	26.0	12.0	19.0	22.5	0.8	0±0.8	1.8	300	200

- * □ : Capacitance tolerance code
- * () : Suffix for lead crimped

Note) Part number marked with bold is special lead space product.
 The capacitance of 0.10 μF, 0.15 μF, 0.22 μF, 0.33 μF are "5" or "D"
 The capacitance of 0.47 μF is "1" or "A"

- Rated voltage : 630 V.DC, Capacitance tolerance : ±5 % (J), ±10 % (K)

Part No.	Cap. (μF)	Dimensions (mm)							Min. order q'ty	
		L	T	H	F	Φd	P	Q	Straight	Cut lead
ECWFE2J104□ ()	0.10	17.5	5.0	10.5	15.0	0.6	0±0.8	1.3	1000	1000
ECWFE2J154□ ()	0.15	17.5	6.0	11.5	15.0	0.6	0±0.8	1.3		
ECWFE2J224□ ()	0.22	17.5	7.0	12.5	15.0	0.6	0±0.8	1.3		
ECWFE2J334□ ()	0.33	17.5	8.5	14.5	15.0	0.6	0±0.8	1.3		
ECWFE2J474□ ()	0.47	17.5	10.0	15.5	15.0	0.6	0±0.8	1.3		
ECWFE2J684□ ()	0.68	17.5	11.0	17.5	15.0	0.6	0±0.8	1.3	600	600
ECWFE2J105□ ()	1.0	26.0	10.0	17.0	22.5	0.8	0±0.8	1.8	500	300
ECWFE2J155□ ()	1.5	26.0	12.0	19.0	22.5	0.8	0±0.8	1.8	300	200
ECWFE2J225□ ()	2.2	26.0	16.0	23.0	22.5	0.8	0±0.8	1.8	200	

- * □ : Capacitance tolerance code
- * () : Suffix for lead crimped

Guidelines and precautions regarding the technical information and use of our products described in this online catalog.

- If you want to use our products described in this online catalog for applications requiring special qualities or reliability, or for applications where the failure or malfunction of the products may directly jeopardize human life or potentially cause personal injury (e.g. aircraft and aerospace equipment, traffic and transportation equipment, combustion equipment, medical equipment, accident prevention, anti-crime equipment, and/or safety equipment), it is necessary to verify whether the specifications of our products fit to such applications. Please ensure that you will ask and check with our inquiry desk as to whether the specifications of our products fit to such applications use before you use our products.
- The quality and performance of our products as described in this online catalog only apply to our products when used in isolation. Therefore, please ensure you evaluate and verify our products under the specific circumstances in which our products are assembled in your own products and in which our products will actually be used.
- If you use our products in equipment that requires a high degree of reliability, regardless of the application, it is recommended that you set up protection circuits and redundancy circuits in order to ensure safety of your equipment.
- The products and product specifications described in this online catalog are subject to change for improvement without prior notice. Therefore, please be sure to request and confirm the latest product specifications which explain the specifications of our products in detail, before you finalize the design of your applications, purchase, or use our products.
- The technical information in this online catalog provides examples of our products' typical operations and application circuits. We do not guarantee the non-infringement of third party's intellectual property rights and we do not grant any license, right, or interest in our intellectual property.
- If any of our products, product specifications and/or technical information in this online catalog is to be exported or provided to non-residents, the laws and regulations of the exporting country, especially with regard to security and export control, shall be observed.

<Regarding the Certificate of Compliance with the EU RoHS Directive/REACH Regulations>

- The switchover date for compliance with the RoHS Directive/REACH Regulations varies depending on the part number or series of our products.
- When you use the inventory of our products for which it is unclear whether those products are compliant with the RoHS Directive/REACH Regulation, please select "Sales Inquiry" in the website inquiry form and contact us.

We do not take any responsibility for the use of our products outside the scope of the specifications, descriptions, guidelines and precautions described in this online catalog.