



OUAZ series

Miniature, Sealed PC Board Relay

Telecommunications, Appliances,
Office Machines, Audio Equipment.

UL File No. E82292

CSA File No. LR48471

Users should thoroughly review the technical data before selecting a product part number. It is recommended that user also seek out the pertinent approvals files of the agencies/laboratories and review them to ensure the product meets the requirements for a given application.

Features

- Gold overlay silver palladium alloy contact suitable for low loads.
- High density available on PC board due to small size.
- 2.54mm terminal pitch same as I.C. socket terminal pitch.
- Sensitive and standard coils available.
- Immersion cleanable, sealed version available.

Contact Data @ 20°C

Arrangements: 1 Form A (SPST-NO) and 1 Form C (SPDT).

Material: Gold overlay silver palladium.

Max. Switching Rate: 300 ops./min. (no load).

30 ops./min. (rated load).

Expected Mechanical Life: 10 million operations (no load).

Expected Electrical Life: 100,000 operations (rated load).

Minimum Load: 1mA @1VDC.

Initial Contact Resistance: 50 milliohms @ 100mA,6VDC.

Coil Data @ 20°C

OUAZ-D Standard				
Rated Coil Voltage (VDC)	Nominal Current (mA)	Coil Resistance (ohms) ± 10%	Must Operate Voltage (VDC)	Must Release Voltage (VDC)
5	90.9	55	3.50	0.25
6	75.0	80	4.20	0.30
9	50.0	180	6.30	0.45
12	37.5	320	8.40	0.60
24	18.8	1,280	16.80	1.20
OUAZ-L Sensitive				
Rated Coil Voltage (VDC)	Nominal Current (mA)	Coil Resistance (ohms) ± 10%	Must Operate Voltage (VDC)	Must Release Voltage (VDC)
5	40.0	125	3.75	0.50
6	33.3	180	4.50	0.60
9	22.5	400	6.75	0.90
12	17.0	700	9.00	1.20
24	8.6	2,800	18.00	2.40

Contact Ratings

Ratings: 1A @ 24VDC resistive,

1A @ 120VAC resistive.

Max. Switched Voltage: AC: 120V.

DC: 60V.

Max. Switched Current: 1A.

Max. Switched Power: 120VA, 30W.

Operate Data

Must Operate Voltage: OUAZ-D: 70% of nominal voltage or less.

OUAZ-L: 75% of nominal voltage or less.

Must Release Voltage: OUAZ-D: 5% of nominal voltage or more.

OUAZ-L: 10% of nominal voltage or more.

Operate Time: OUAZ-D: 5 ms max.

OUAZ-L: 10 ms max.

Release Time: 7 ms max.

Initial Dielectric Strength

Between Open Contacts: 500VAC 50/60 Hz. (1 minute).

Between Coil and Contacts: 1,000VAC 50/60 Hz. (1 minute).

Surge Voltage Between Coil and Contacts: 1,500V FCC Part 68
(10/160µs).

Initial Insulation Resistance

Between Mutually Insulated Elements: 1,000M ohms min. @ 500VDCM.

Coil Data

Voltage: 5 to 24VDC.

Nominal Power: OUAZ-D: 450 mW.

OUAZ-L: 200 mW.

Coil Temperature Rise: OUAZ-D: 60°C max., at rated coil voltage.

OUAZ-L: 25°C max., at rated coil voltage.

Max. Coil Power: 130% of nominal.

Duty Cycle: Continuous.

Environmental Data

Temperature Range:

Operating: OUAZ-D: -30°C to +60°C

OUAZ-L: -30°C to +75°C.

Vibration, Mechanical: 10 to 55 Hz., 1.5mm double amplitude

Operational: 10 to 55 Hz., 1.5mm double amplitude.

Shock, Mechanical: 500m/s² (50G approximately).

Operational: 100m/s² (10G approximately).

Operating Humidity: 20 to 85% RH. (Non-condensing)

Mechanical Data

Termination: Printed circuit terminals.

Enclosure (94V-0 Flammability Ratings):

OUAZ-SS: Vented (Flux-tight), plastic cover.

OUAZ-SH: Sealed, plastic case.

Weight: 0.12 oz. (3.5g) approximately.

Ordering Information

Typical Part Number ►

OUAZ -SS -1 12 L M ,900

1. Basic Series:

OUAZ = Miniature, sealed PC board relay.

2. Enclosure:

SS = Vented (Flux-tight)*, plastic cover.
SH = Sealed, plastic case.

3. Termination:

1 = 1 pole

4. Coil Voltage:

03 = 3VDC 06 = 6VDC 12 = 12VDC
05 = 5VDC 09 = 9VDC 24 = 24VDC

5. Coil Input:

L = Sensitive D = Standard

6. Contact Arrangement:

Blank = 1 Form C, SPDT M = 1 Form A, SPST-NO

7. Suffix:

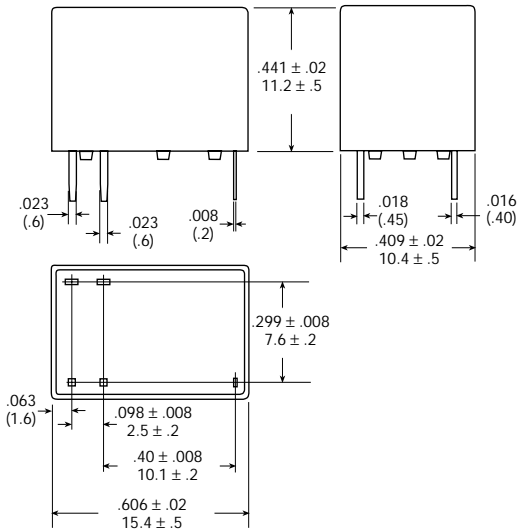
,900 = Standard model Other Suffix = Custom model

* Not suitable for immersion cleaning processes.

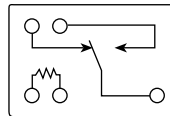
Our authorized distributors are more likely to stock the following items for immediate delivery.

None at present.

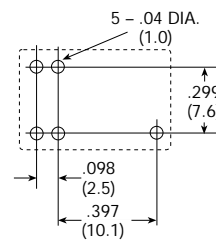
Outline Dimensions



Wiring Diagram (Bottom View)

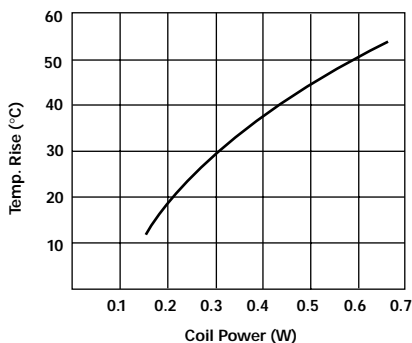


PC Board Layout (Bottom View)

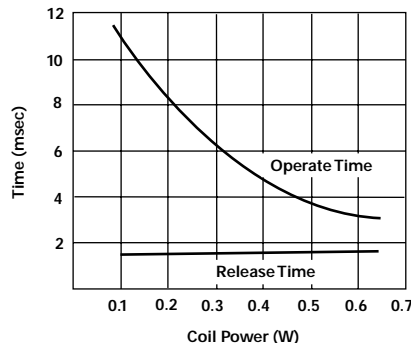


Reference Data

Coil Temperature Rise



Operate Time



Life Expectancy

