


汽车继电器	TRS
-------	-----

- 30A 16VDC switching rating
- 40A inrush at 16VDC
- Lower power relay
- For Automotive Applications
- Conform to RoHS,ELV directive


**ORDERING CODE 订购代码**

TRS   D —   S —   H   / 12VDC 1   2   3   4   5	
1. Relay Model 继电器型号 2. Coil Power 线圈功耗 L: 0.57W D: 0.8W 3. S: Sealed 密封 Nil: Vented(Flux-tight) 防焊剂型	4. 触点转换形式 H: Form A Z: Form C 5. Coil Nominal Voltage 线圈额定电压 3,5,6,12,24VDC

**COIL DATA 线圈参数 (at 20°C)**

Nominal Voltage 额定电压(VDC)	3	5	6	12	24	0.57W
Coil Resistance 线圈阻值( $\Omega \pm 10\%$ )	15.6	44	63	254	1010	
Rated Current 额定电流(mA)	192	114	95	47.5	23.7	
Max Operate Voltage 最大吸合电压(VDC)	1.8	3	3.6	7.2	14.4	
Min Release Voltage 最小释放电压(VDC)	0.3	0.5	0.6	1.2	2.4	
Coil Resistance 线圈阻值( $\Omega \pm 10\%$ )	-	-	45	180	720	0.8W
Rated Current 额定电流(mA)	-	-	133.3	66.7	33.3	
Max Operate Voltage 最大吸合电压(VDC)	-	-	3.45	6.9	13.8	
Min Release Voltage 最小释放电压(VDC)	-	-	0.6	1.2	2.4	
Max Applicable Voltage 最大过载电压	70°C时额定电压的130%，23°C时额定电压的170%					

**CONTACT DATA 触点参数**

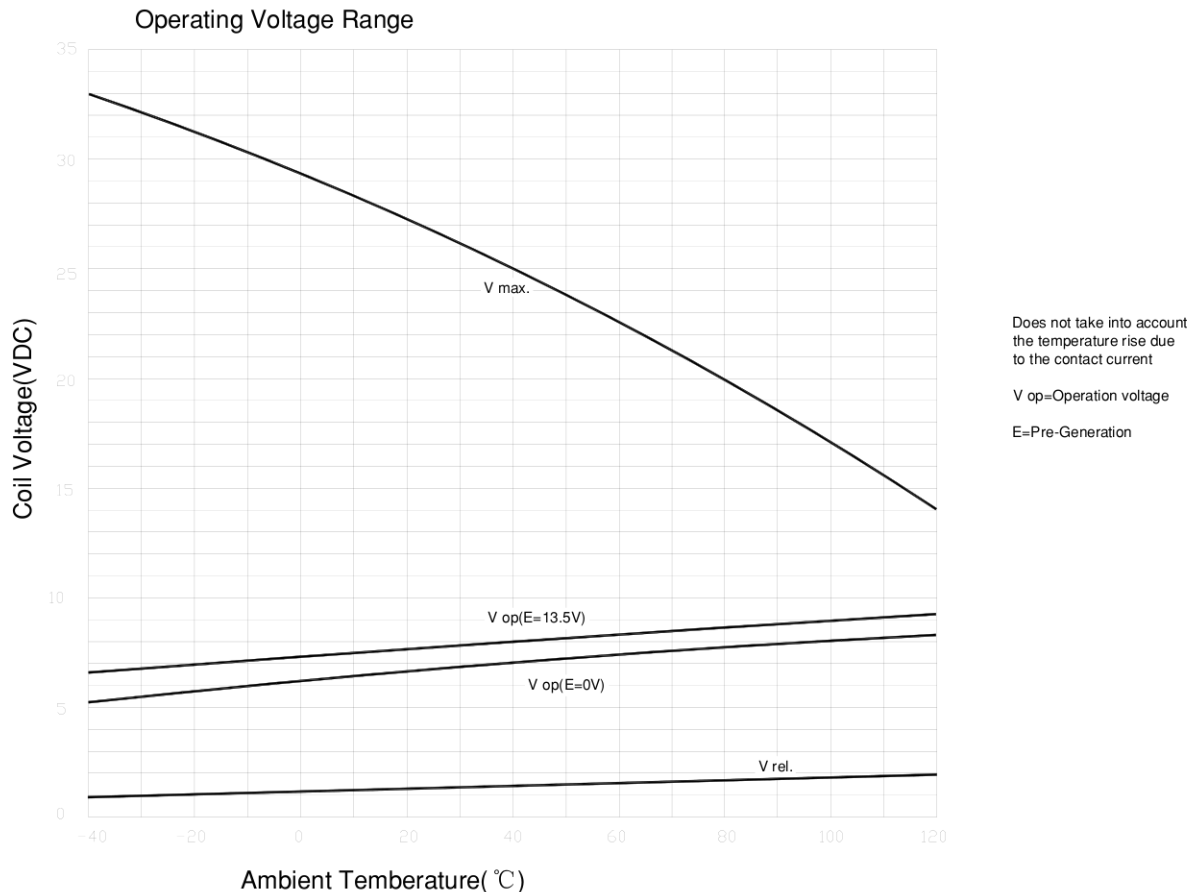
Contact Ratings 触点负载	负载类型 Load Type	触点负载电流(A)		Frequency 频率 ops/min	Duty Cycle 占空比	电气寿命 (次) Life Expectancy	
		NO 常开	NC 常闭				
	Resistive Load 阻性负载	20	---	15	0.5	$3 \times 10^5$	
	Wiper reserve 雨刷电机 L=1.0mH	Make 接通	25	25	15	0.5	$3 \times 10^5$
		Break 断开	5	5			
	Motor reserve blocked 电机锁定 L=0.77mH	20A Inrush		15	0.5	$1 \times 10^5$	
	Flasher Load 闪光灯	$3 \times 21W$	---	80	0.5	$2 \times 10^6$	
	Lamp 灯	Inrush 突入	100	---	6	1/6	$1 \times 10^5$
Steady state 稳		10	---				

Contact Form触点形式	1H/1Z
Contact Material触点材料	Silver Alloy
Load 负载(Resistive load)	阻性 $\text{COS}\phi=1$ 13.5VDC
Minimum load 最小负载	0.5A 12VDC
Max. Continuous Load Current	<b>NO:</b> 30A(at 23°C,1h); 20A(at 85°C,1h)
	<b>NC:</b> 25A(at 23°C,1h); 15A(at 85°C,1h)
Max Switching Current最大转换电流	40A
Max Switching Power 最大转换功率	420W
Contact Resistance接触电阻	100m $\Omega$ Max at 6VDC 1A
Electrical Life Expectancy电气寿命	See "Contact Data" Table
Mechanical机械寿命	10,000,000 Operations(at3000Operations/minute)

### ■ CHARACTERISTICS DATA 性能参数

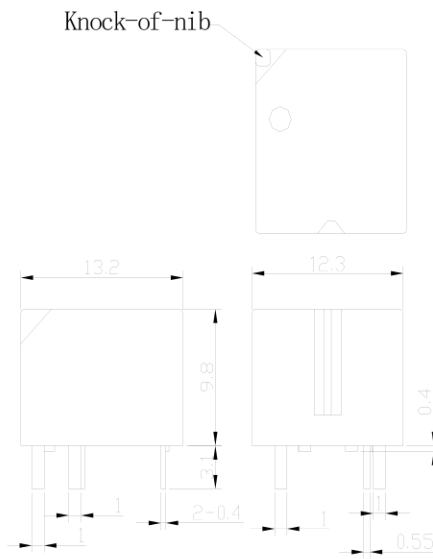
Insulation Resistance绝缘阻值	100M $\Omega$ Min at 500VDC
Dielectric Strength Between Open Contacts触点间耐压	500VAC(for one minute)
Between Contacts and coil触点与线圈间耐压	500VAC(for one minute)
Operate Time吸合时间	4ms Max
Release Time释放时间	2ms Max
Temperature Range环境温度	-40°C to +105°C
Shock Resistance冲击	6 msec up to 30g (No change in the switching state > 10 $\mu$ sec)
Vibration Resistance振动	10-500Hz, 6g (No change in the switching state > 10 $\mu$ sec)
Max. switching frequency最大转换频率	Mechanical: 18,000operations/hr
Humidity湿度	20-50%
Weight重量	Approx 4g

### ■ ENGINEERING DATA 设计参数



## OVERALL AND MOUNTING DIMENSIONS 安装图

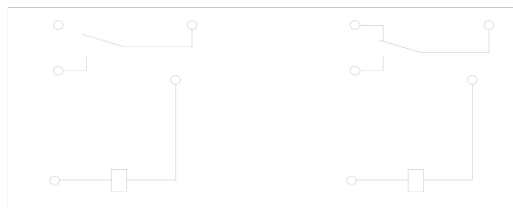
### Outline Dimensions-Single Relay



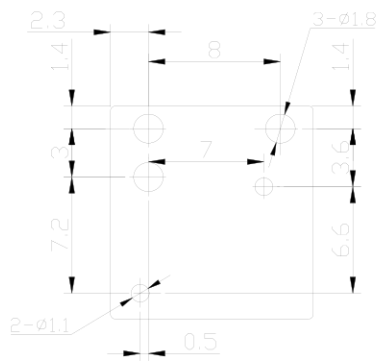
### Wiring Diagrams-Single Relay(Bottom Views)

1 Form A

1 Form C



### Suggested PC Board Layout-Single Relay(Bottom View)



备注：1) 产品部分外形尺寸中未注尺寸公差：当外形尺寸 $\leq 1\text{mm}$ 时，公差为 $\pm 0.2\text{mm}$ ；当外形尺寸在 $1\sim 5\text{mm}$ 时，公差为 $\pm 0.3\text{mm}$ ；当外形尺寸 $> 5\text{mm}$ 时，公差为 $\pm 0.4\text{mm}$ 。

2) 安装孔尺寸中未注尺寸公差均为 $\pm 0.1\text{mm}$ 。

### 声明：

本产品规格书仅供客户使用时参考，如有更改，恕不另行通知。

拟制：

审核：

批准：