



高效整流二极管 High Efficient Rectifier

■特征 Features

- I_o 3.0A
- VRRM 50V-1000V
- 耐正向浪涌电流能力高
- High surge current capability

■Applications

- 整流用 Rectifier

■极限值（绝对最大额定值）

Limiting Values (Absolute Maximum Rating)

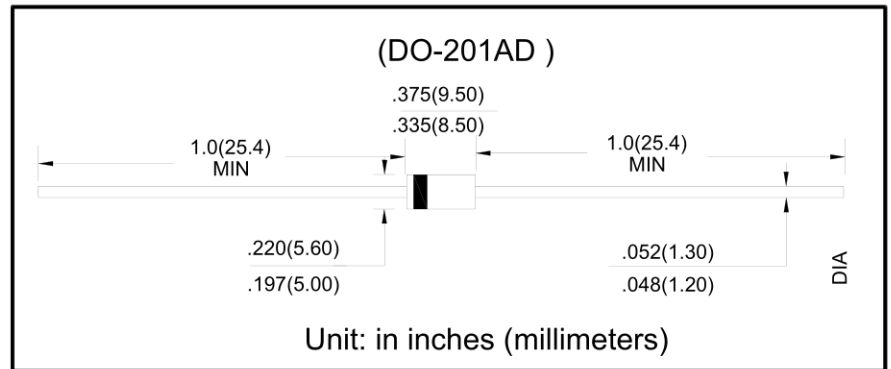
参数名称 Item	符号 Symbol	单位 Unit	条件 Conditions	HER3							
				01	02	03	04	05	06	07	08
反向重复峰值电压 Repetitive Peak Reverse Voltage	V_{RRM}	V		50	100	200	300	400	600	800	1000
正向平均电流 Average Forward Current	$I_{F(AV)}$	A	正弦半波 60Hz, 电阻负载, T_a (FIG.1) 60Hz Half-sine wave, Resistance load, T_a (FIG.1)	3							
正向（不重复）浪涌电流 Surge(Non-repetitive)Forward Current	I_{FSM}	A	正弦半波 60Hz, 一个周期, $T_a=25^\circ C$ 60Hz Half-sine wave, 1 cycle, $T_a=25^\circ C$	125							
结温 Junction Temperature	T_J	$^\circ C$		-55~+125							
储存温度 Storage Temperature	T_{STG}	$^\circ C$		-55 ~ +150							

■电特性（ $T_a=25^\circ C$ 除非另有规定）

Electrical Characteristics ($T_a=25^\circ C$ Unless otherwise specified)

参数名称 Item	符号 Symbol	单位 Unit	测试条件 Test Condition	HER3							
				01	02	03	04	05	06	07	08
正向峰值电压 Peak Forward Voltage	V_{FM}	V	$I_{FM}=3A$	1.0		1.3		1.7			
反向峰值电流 Peak Reverse Current	I_{RRM1}	μA	$V_{RM}=V_{RRM}$	$T_a=25^\circ C$							
	I_{RRM2}			$T_a=125^\circ C$							
反向恢复时间 Reverse Recovery time	t_r	ns	$I_F=0.5A$ $I_R=1A$ $I_{RR}=0.25A$	50				75			
热阻(典型) Thermal Resistance(Typical)	$R_{\theta J-A}$	$^\circ C/W$	结和环境之间 Between junction and ambient	30							
结电容 Typical junction capacitance	C_j	pF	Measured at 1MHZ and Applied Reverse Voltage of 4.0 V.D.C.	70				50			

■外形尺寸和印记 Outline Dimensions and Mark



■ 特性曲线 (典型) Characteristics(Typical)

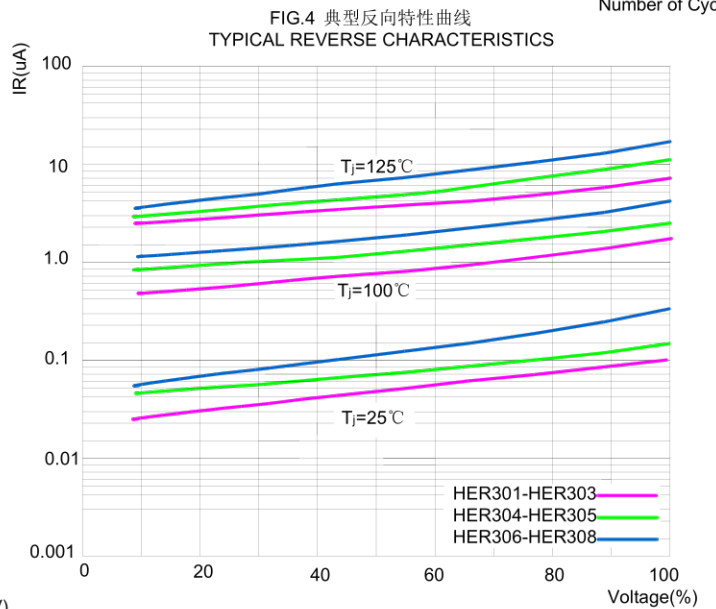
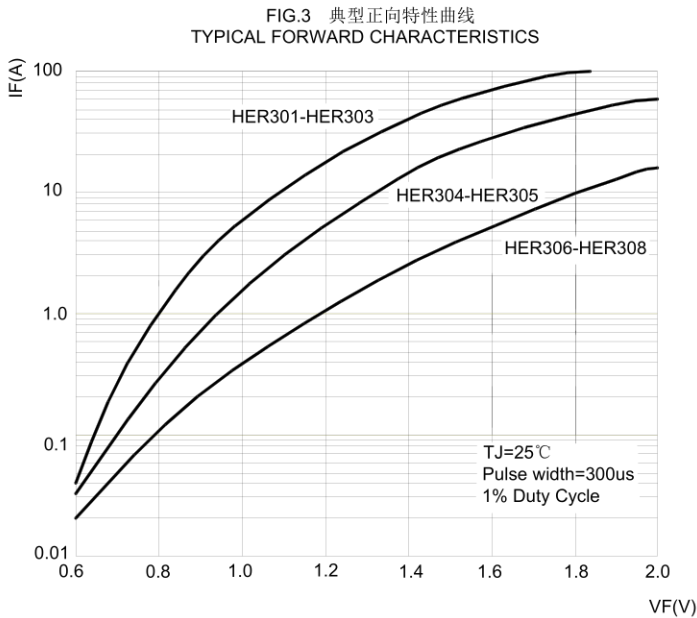
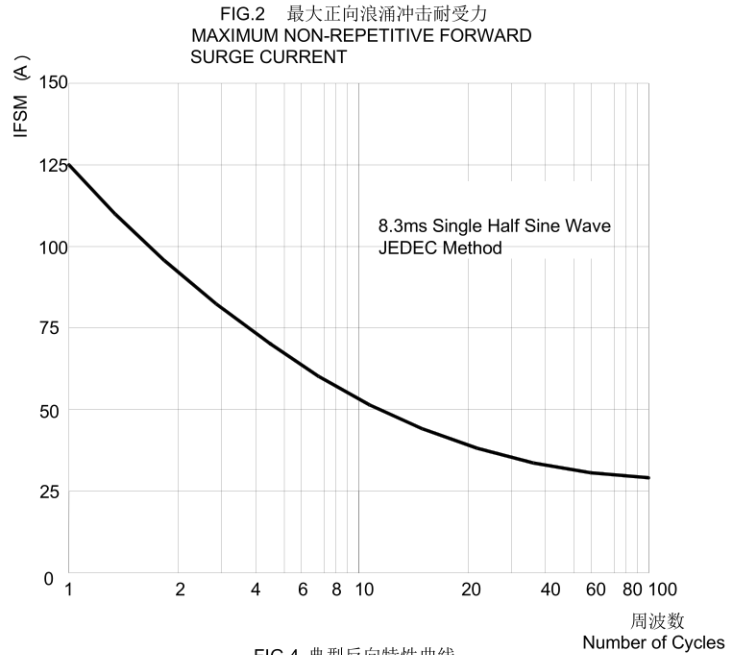
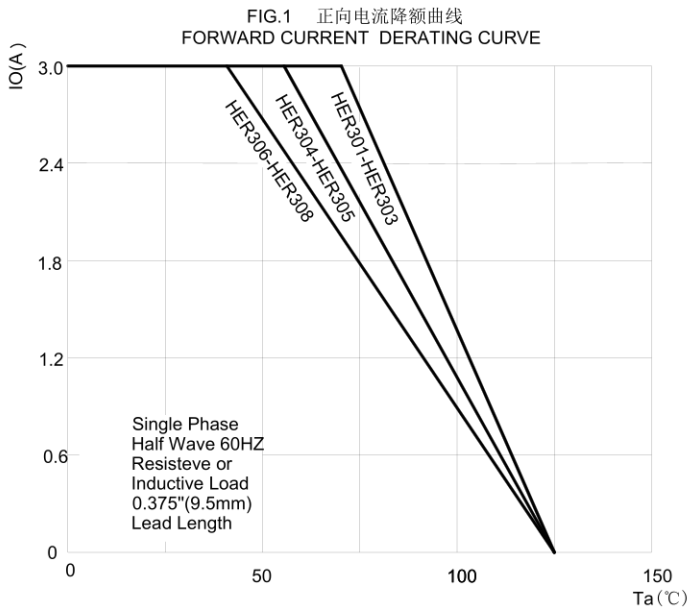


FIG.5 反向恢复时间试验电路及测试波形示意图
Diagram of circuit and Testing wave form of reverse recovery time

