

## Bridge Rectifiers

### Features

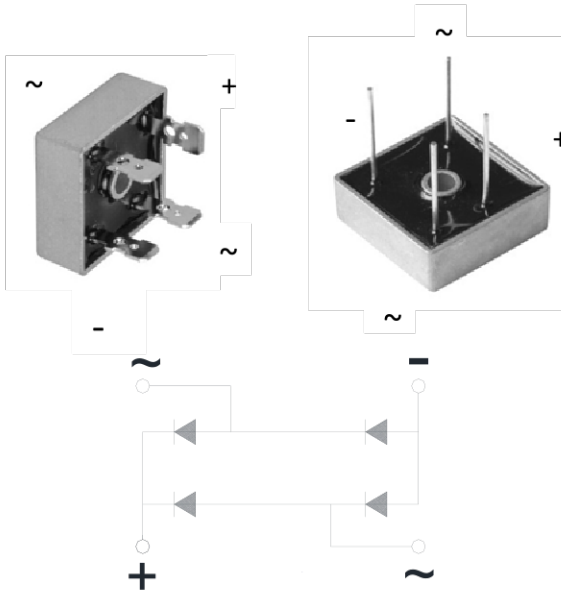
- UL recognition file number E230084
- Universal 3-way terminals: snap-on, wire wrap-around, or PCB mounting
- High surge current capability
- Low thermal resistance
- Solder dip 275 °C max. 7 s, per JESD 22-B106

### Typical Applications

General purpose use in AC/DC bridge full wave rectification for power supply, home appliances, office equipment, industrial automation applications.

### Mechanical Data

- **Package:** KBPC, KBPC-W  
Molding compound meets UL 94 V-0 flammability rating, RoHS- compliant
- **Terminals:** Tin plated leads, solderable per J-STD-002 and JESD22-B102  
Suffix letter "W" added to indicate wire leads(e.g. KBPC3510W)



### ■Maximum Ratings (T<sub>a</sub>=25°C Unless otherwise specified)

PARAMETER	SYMBOL	UNIT	KBPC35005	KBPC3501	KBPC3502	KBPC3504	KBPC3506	KBPC3508	KBPC3510
Device marking code			KBPC35005	KBPC3501	KBPC3502	KBPC3504	KBPC3506	KBPC3508	KBPC3510
Repetitive Peak Reverse Voltage	VRRM	V	50	100	200	400	600	800	1000
Average Rectified Output Current @60Hz sine wave, R-load, With heatsink T <sub>c</sub> =55°C	I <sub>O</sub>	A	35						
Surge(Non-repetitive)Forward Current @60HZ Half- sine Wave, 1 cycle, T <sub>a</sub> =25°C	I <sub>FSM</sub>	A	400						
Current Squared Time @1ms≤t<8.3ms T <sub>j</sub> =25°C, Rating of per diode	I <sup>2</sup> t	A <sup>2</sup> S	660						
Storage Temperature	T <sub>stg</sub>	°C	-55 ~+150						
Junction Temperature	T <sub>j</sub>	°C	-55 ~+150						
Dielectric Strength, Terminals to case, AC 1 minute	V <sub>dis</sub>	KV	2.5						
Mounting Torque	TOR	kgcm	10						

### ■Electrical Characteristics (T<sub>a</sub>=25°C Unless otherwise specified)

PARAMETER	SYMBOL	UNIT	TEST CONDITIONS	KBPC35005	KBPC3501	KBPC3502	KBPC3504	KBPC3506	KBPC3508	KBPC3510
Maximum instantaneous forward voltage drop per diode	V <sub>FM</sub>	V	I <sub>FM</sub> =17.5A	1.1						
Maximum DC reverse current at rated DC blocking voltage per diode	I <sub>RRM</sub>	μA	V <sub>RM</sub> =VRRM	10						

### ■Thermal Characteristics (T<sub>a</sub>=25°C Unless otherwise specified)

PARAMETER		SYMBOL	UNIT	KBPC35005	KBPC3501	KBPC3502	KBPC3504	KBPC3506	KBPC3508	KBPC3510
Thermal Resistance	Between junction and case. With heatsink	R <sub>θ J-C</sub>	°C/W	1.6						



## KBPC35005(W) THRU KBPC3510(W)

### ■ Ordering Information (Example)

PREFERRED P/N	PACKAGE CODE	UNIT WEIGHT(g)	MINIMUM PACKAGE(pcs)	INNER BOX QUANTITY(pcs)	OUTER CARTON QUANTITY(pcs)	DELIVERY MODE
KBPC35005~KBPC3510	A1	Approximate 24.5	50	50	500	Paper Box
KBPC35005W~KBPC3510W	A1	Approximate 22.5	50	50	500	Paper Box

### ■ Characteristics (Typical)

FIG1:Io-Tc Curve

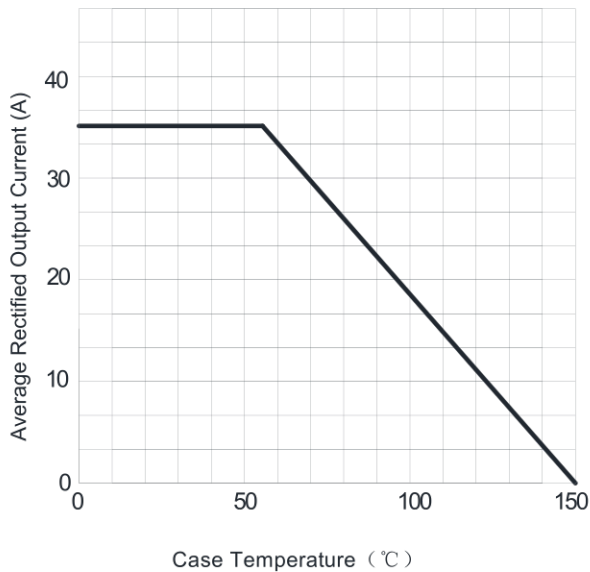


FIG2:Surge Forward Current Capability

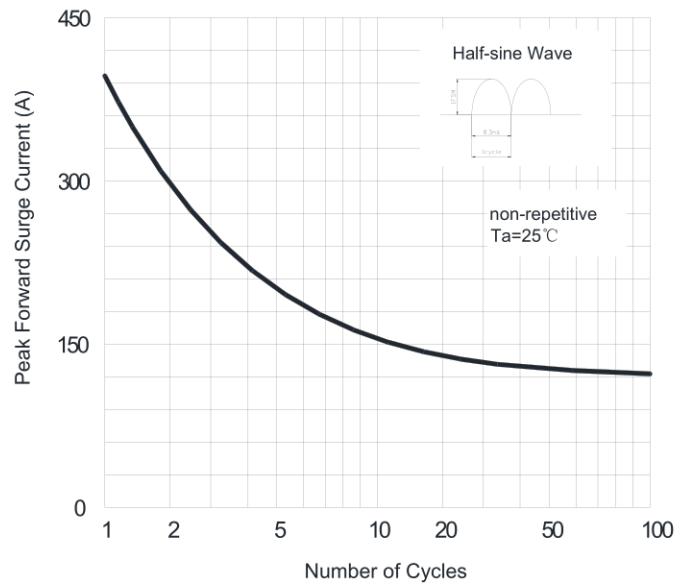


FIG3:Instantaneous Forward Voltage

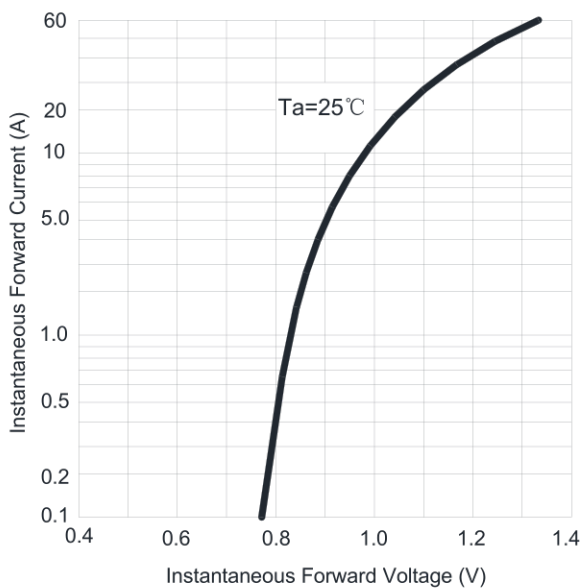
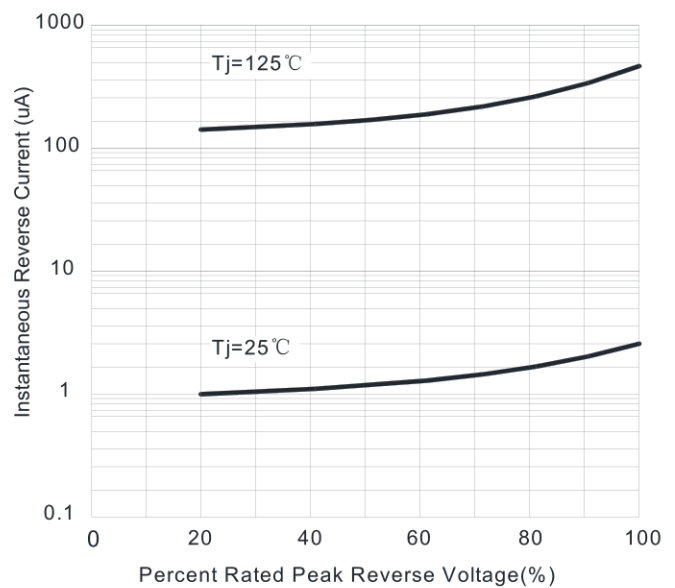


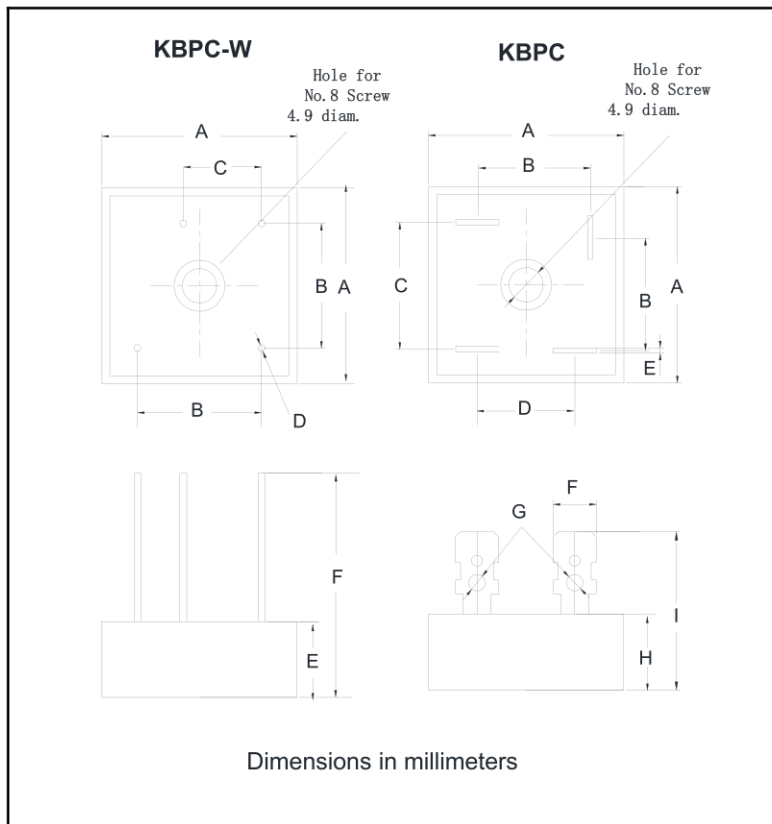
FIG4:Typical Reverse Characteristics





## KBPC35005(W) THRU KBPC3510(W)

### ■ Outline Dimensions



KBPC-W		
Dim	Min	Max
A	28.2	28.8
B	17.1	19.1
C	10.4	12.4
D	0.95	1.05
E	10.8	11.2
F	30	

KBPC		
Dim	Min	Max
A	28.2	28.8
B	15.3	17.3
C	17.1	19.1
D	13.2	15.2
E	0.75	0.85
F	6.2	6.4
G	2.4	2.6
H	10.8	11.2
I	19	



### Disclaimer

The information presented in this document is for reference only. Yangzhou Yangjie Electronic Technology Co., Ltd. reserves the right to make changes without notice for the specification of the products displayed herein to improve reliability, function or design or otherwise.

The product listed herein is designed to be used with ordinary electronic equipment or devices, and not designed to be used with equipment or devices which require high level of reliability and the malfunction of which would directly endanger human life (such as medical instruments, transportation equipment, aerospace machinery, nuclear-reactor controllers, fuel controllers and other safety devices), Yangjie or anyone on its behalf, assumes no responsibility or liability for any damages resulting from such improper use of sale.

This publication supersedes & replaces all information previously supplied. For additional information, please visit our website [http:// www.21yangjie.com](http://www.21yangjie.com) , or consult your nearest Yangjie's sales office for further assistance.